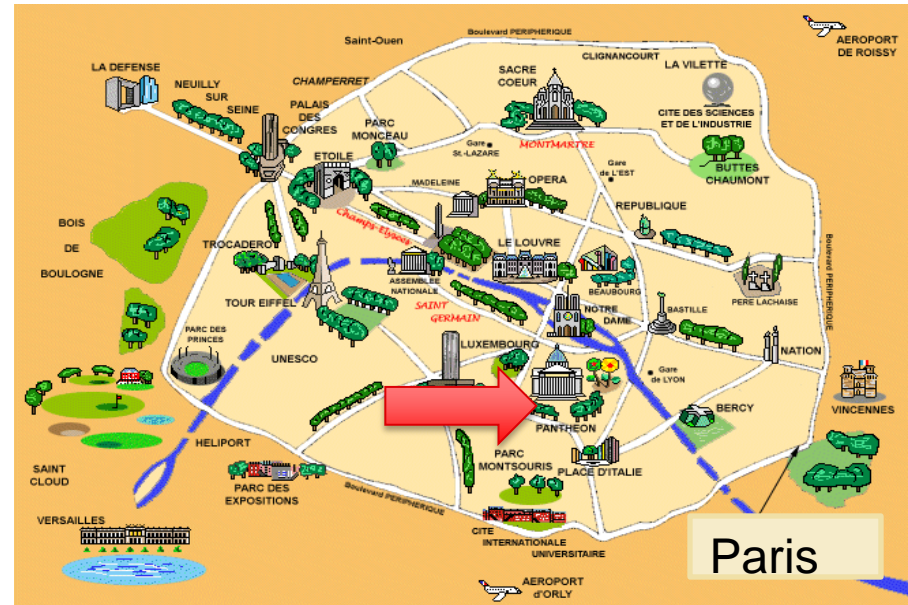




croix-rouge française

Humanisons la vie

Dr Olivier Phan
Consultation Jeunes Consommateurs,
Croix Rouge Française, Paris
Inserm U 669, Paris
Unité d'Addictologie Dupré, Fondation
Santé des Etudiants de France,
Sceaux





Session with the researcher

(Two researchers one on each site)

Screening

Randomization

Baseline assessment

MDFT

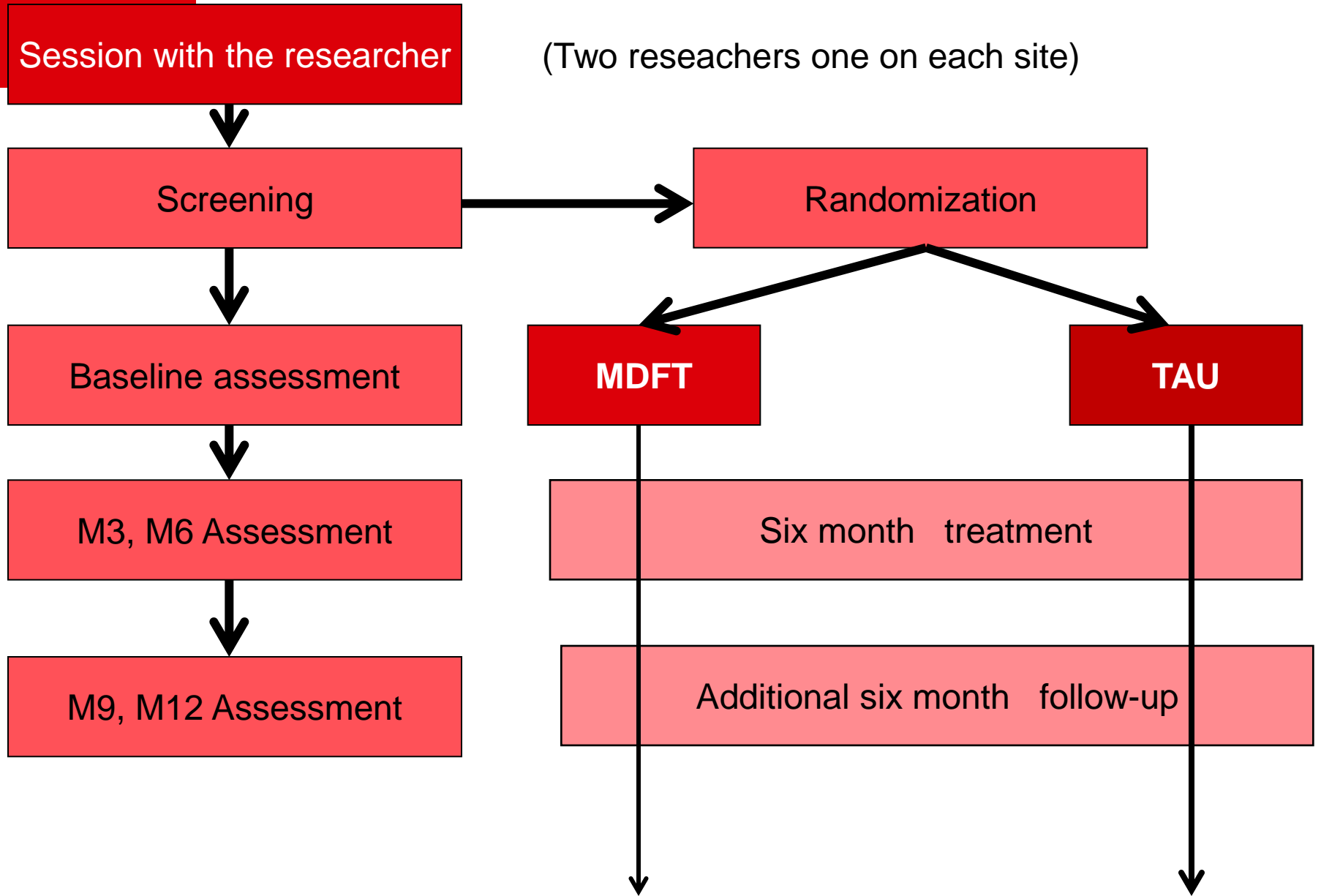
TAU

M3, M6 Assessment

Six month treatment

M9, M12 Assessment

Additional six month follow-up



Enrollment (n=461)



n = 60



n = 110



n = 60

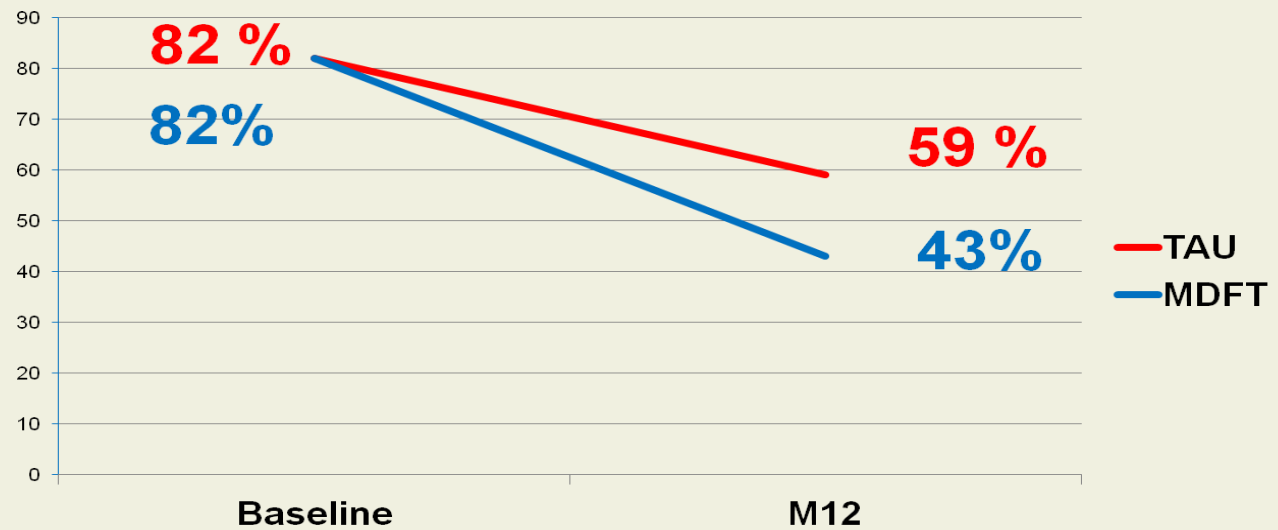


n = 120



n = 111

Cannabis dependence : European Data (n : 461)



Cannabis dependence $p < 0,01$

Research questions.

- Rates of the adolescents and parents satisfaction scale at the end of the therapy (M6).
 - MDFT versus Individual Psychotherapy ?
- Correlation between satisfaction rates and cannabis use at M6.
 - Are adolescents satisfied by the therapy also reducing their cannabis use ?
- Correlation between satisfaction rates among adolescents versus satisfaction rates among parents at M6.
 - If parents are satisfied by the therapy, are kids also satisfied with it ?

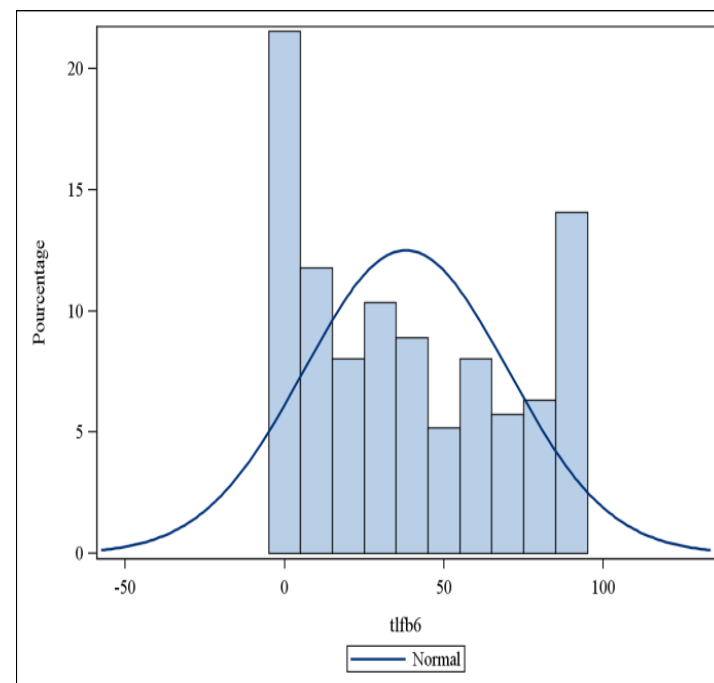
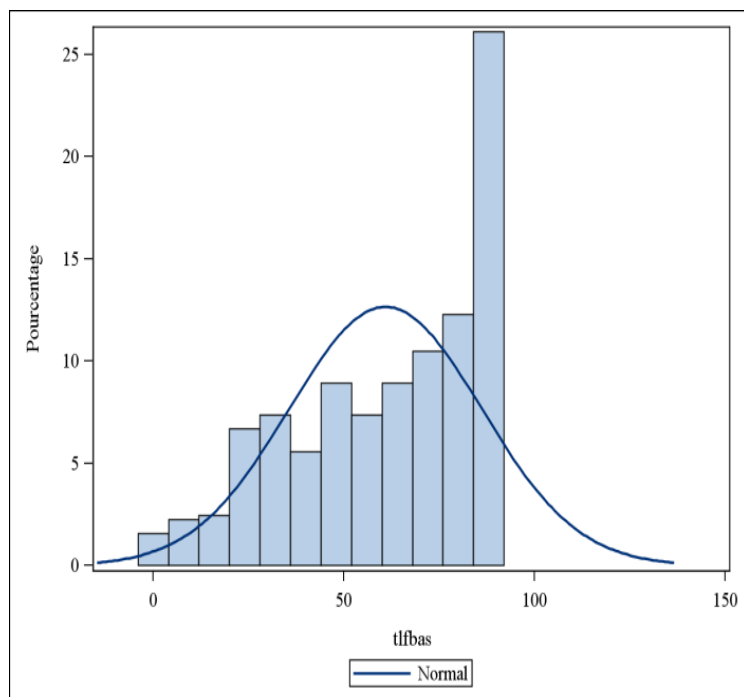
Satisfaction scale

Cronbach : 0.93

Libellé des questions	Rotator factor pattern		
		Factor1	Factor2
Effect of services in helping you deal with your problems	Q01a	0.04073	0.79352
Ability of your therapist to listen to and understand your problems	Q02a	0.73388	0.04874
Waiting time between asking to be seen and the appointment given	Q03a	0.47871	0.09565
Availability of appointment times that fit your schedule	Q04a	0.49131	0.14641
Effect of services in maintaining well-being and preventing relapse	Q05a	-0.02101	0.79487
Amount of help you have received	Q06a	0.21173	0.51951
Publicity of information about programs and services offered	Q07a	0.37187	0.30001
Professional knowledge and competence of the therapist	Q08a	0.84572	0.00590
Personal manner of the therapist seen	Q09a	0.85172	-0.01805
Waiting time when you came to be seen or keep an appointment you made	Q10a	0.38118	0.17844
Confidentiality and respect for your rights as an individual	Q11a	0.72178	0.01943
Availability of information on how to get the most out of the services	Q12a	0.34120	0.42410
Explanations of specific procedures and approaches used	Q13a	0.50599	0.27006
Effects of services in helping relieve symptoms or reduce problems	Q14a	-0.02262	0.86814
Thoroughness of the therapist you saw	Q15a	0.79370	-0.00119
In an overall general sense, how satisfied are you with the service you have received?	Q16a	0.09679	0.75065



TLFB base line and M6



Satisfaction MDFT versus IP

			MDFT N= 212	IP N= 238
Adolescents		N'	180	184
Satisfied		n(%)	135 (75.0)	128 (69.6)
Not-satisfied		n(%)	45 (25.0)	56 (30.4)
p-value (1)			0.248	
Parents		N'	179	181
Satisfied		n(%)	133 (74.3)	115 (63.5)
Not-satisfied		n(%)	46 (25.7)	66 (36.5)
p-value(1)			0.028	

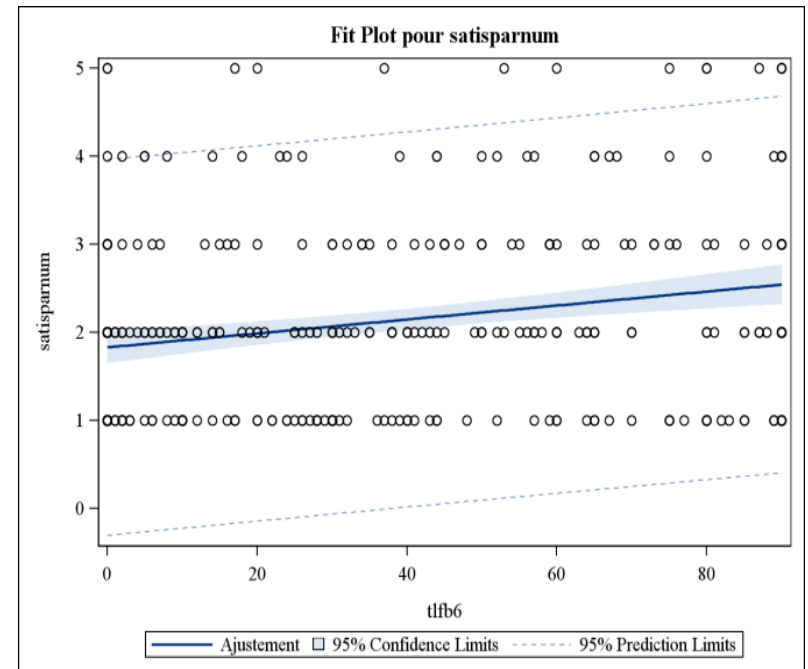
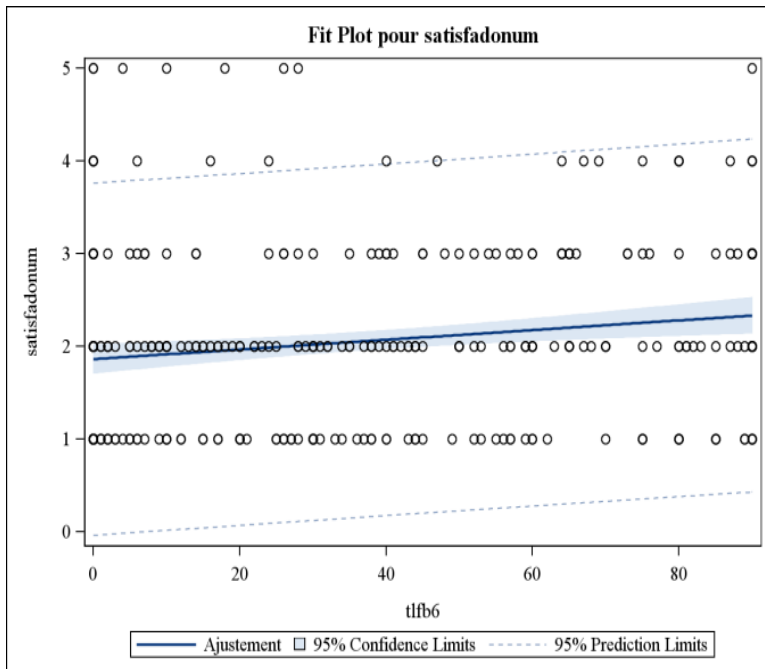
(1) *Test de Student*

Odd ratios satisfied/not satisfied and TLFB at 6 month

	Satisfied/not-satisfied M6		
	Odd Ratios	Confidence Interval 95%	p-value
Adolescents			
TLFB at M6	0.987	[0.979 ; 0.994]	0.0007
Parents			
TLFB 6 at M6	0.985	[0.977 ; 0.992]	<0.0001



Linear regression Analysis



The more adolescents were still using cannabis at M6, the less adolescents and parents were satisfied by the treatment.

Satisfaction among adolescents and among parents

- At the end of the therapy, 72,3% of the adolescents were satisfied by the treatment, 68,9% of the parents were also satisfied. **A bivariable analysis (Chi² test) shows a significant correlation ($p < 0.0001$) between the satisfaction rate among children and the satisfaction rate among parents.**
- Among the adolescents treated by MDFT, the correlation was even stronger (**Odd Ratios = 5.4 in the MDFT group versus 1.7 in the IP one, p -value = 0.025**).

Conclusions

- At the end of the therapy :
 - **75%** of the adolescent were satisfied by the therapy in the MDFT group, **69,6%** in the IP group ; (but $p = 0,248$)
 - **74,3 %** of parents were satisfied in the MDFT group versus **63,5%** in the IP group ($p = 0,028$)
 - The more adolescents were reducing their consumption, the more adolescents and parents were satisfied by the therapy
 - When parents were satisfied by the therapy, adolescents were also satisfied by it. This is particularly true in the MDFT group.

MDFT Paris



Merci de votre attention